

MOKAGO

PORTABLE MOKA POT FOR LIFE ON THE GO

Keira Walkden
Coffee Maker | Sophomore Fall
Keyshot Render

FUNCTION INSPIRATION

BREWS COFFEE UP



HOW IT WORKS



MOKA POT STEPS OF USE

01 |

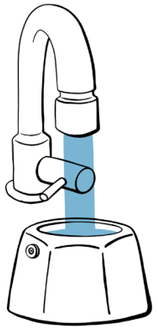

02 |



03 |



04 |



HOW CAN I MAKE THE MOKA POT PORTABLE?

FORM INSPIRATION











Hourglass | Smooth Transitions | Rounded Edges

Keira Walkden
Coffee Maker | Sophomore Fall

CONCEPT DEVELOPMENT

01 | FUNCTION

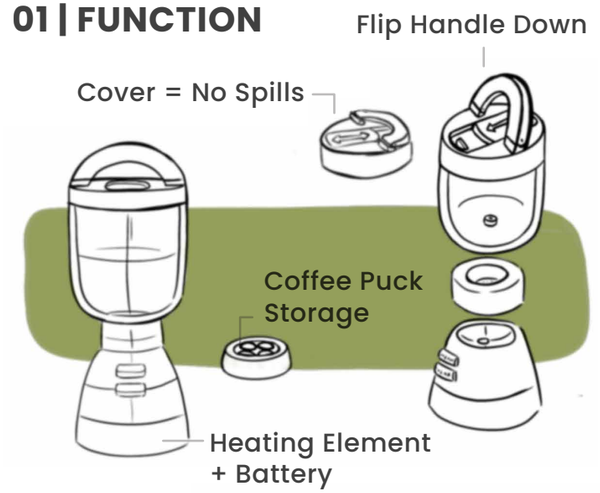

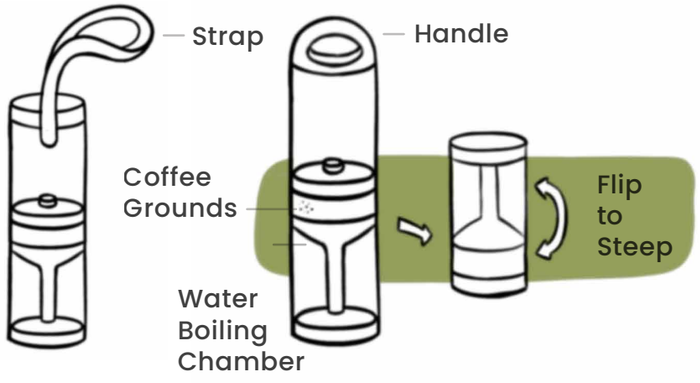

02 | SILHOUETTE

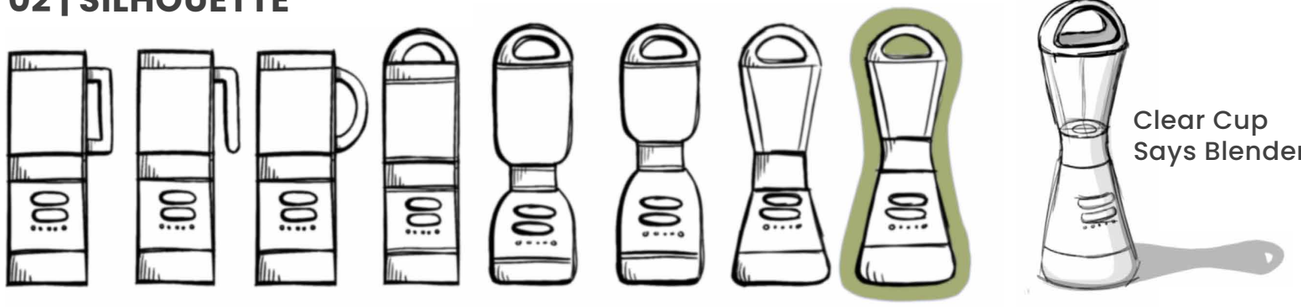

03 | WINDOW



04 | BUTTONS

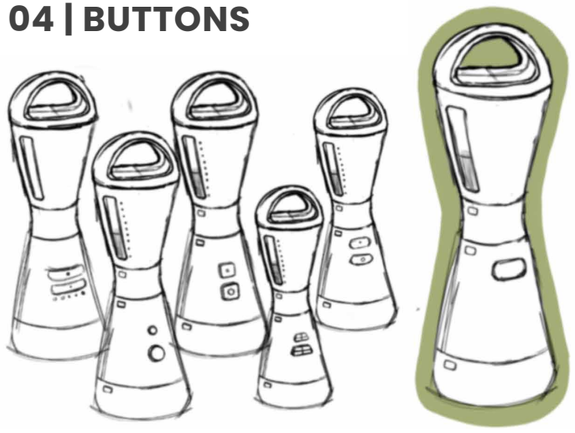



Keira Walkden
Coffee Maker | Sophomore Fall

PHYSICAL EXPLORATION

SCALE MODEL



MATERIALS:
- Cardboard
- Foamcore

PROBLEMS:
- Small Handle
- Top Heavy

TEST 3D PRINT



PROBLEM:
- Opens Backwards



PROBLEM:
- Small Window

FINAL 3D PRINT



COFFEE PUCK FILTER



COFFEE PUCK STORAGE

FINISHED MODEL







Keira Walkden
Coffee Maker | Sophomore Fall
Photographed Model

COFFEE BREWS UP





WATCH YOUR COFFEE BREW UP TROUGH THE WINDOW

INTERNALS

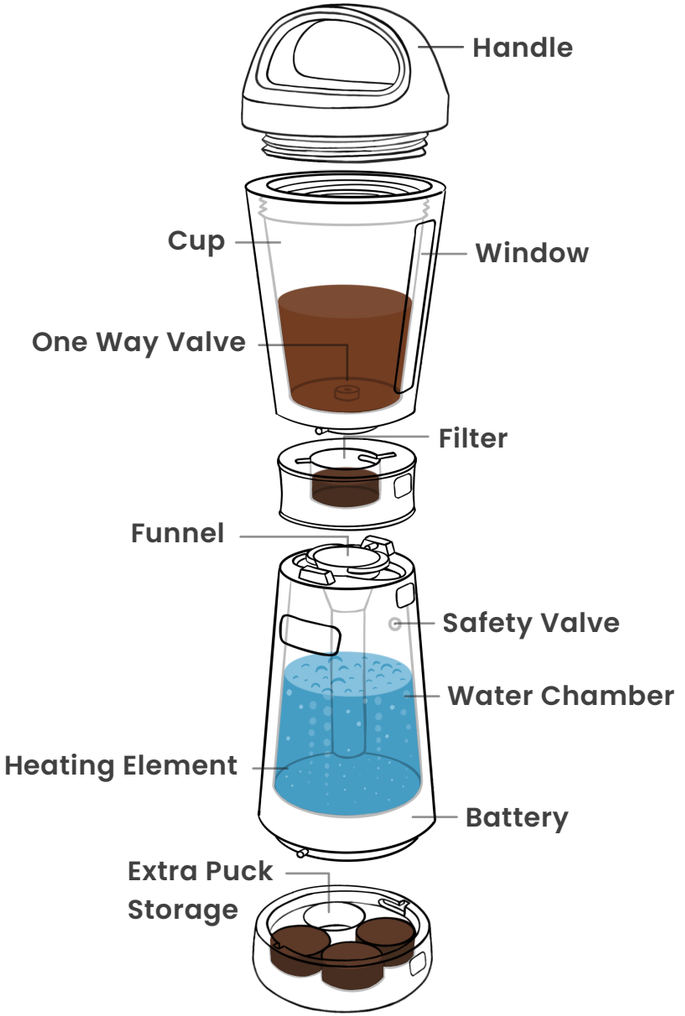

Keira Walkden
Coffee Maker | Sophomore Fall
Keyshot Render

STEPS OF USE



01 | Fill water chamber with 8oz of water



02 | Fill filter with coffee puck



03 | Push button to start brew



04 | Remove cup and enjoy!

Keira Walkden
Coffee Maker | Sophomore Fall
Photographed Model



MOKAGO

THE PORTABLE MOKA POT

Keira Walkden
Coffee Maker | Sophomore Fall
Keyshot Render